

# Excellence for all, from all Biloxi public schools

## School enrollment reflects decline in population, post-Katrina

By Dr. Paul Tisdale  
Superintendent, Biloxi Public Schools



Biloxi public schools continue to educate the school children of Biloxi with quality instruction in a cost effective manner although this fact may not be generally known since only one fifth of our citizens have a link to the school, their child.

Our biggest concern continues to be the one over which schools have the least control, the decline in student enrollment that is attributed to the housing and insurance issues so prevalent along the Gulf Coast. Yet in the 18 months after Hurricane Katrina, the students, teachers, support staff, administration, and Board of Trustees have worked hard to continue our part in maintaining Biloxi's reputation as a great place to live... because it is!

As you read about our schools below, we hope you will be as proud of them as we are. We hope you will find what follows both informative and reassuring.

Stay informed by subscribing to our

semi-monthly newsletter, Windtalker, at [www.biloxischools.net/email.asp](http://www.biloxischools.net/email.asp); just enter your e-mail address. If you have a question or concern or want to send a compliment our way, please don't hesitate to e-mail me at [paul.tisdale@biloxischools.net](mailto:paul.tisdale@biloxischools.net).

### Strategic Plan

The district's strategic plan was initiated and completed during 2006 by a committee comprised of parents, community members, teachers and school administrators. The plan's goals and objectives were mailed to all households in the city for review and comment; over two hundred comments were received and considered by the committee prior to presentation and approval by the School Board of Trustees in November. Each goal shown below is supported by a number of objectives which may be found at [www.biloxischools.net/strategic\\_planning\\_initiative.htm](http://www.biloxischools.net/strategic_planning_initiative.htm).

- **Goal 1:** Ensure an understanding of and commitment to the Biloxi Public Schools vision of excellence
- **Goal 2:** Provide consistent, quality instruction
- **Goal 3:** Communicate openly and honestly
- **Goal 4:** Increase parental involvement in educational issues
- **Goal 5:** Provide permanent school facilities that support optimal student learning and development

### Issues impacting student enrollment:

- Available housing, particularly affordable housing for young families
- Available military housing at Keesler Air Force Base for military families
- Availability and cost of insurance
- Construction and renovation costs



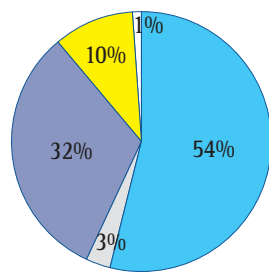
## Gorenflo and Nichols elementary schools re-open

Students and staff at Nichols and Gorenflo Elementary Schools returned to their respective school campuses December 4, 2006, when renovations

totaling ten million dollars were completed. Both schools had significant damage from the storm surge of Hurricane Katrina.

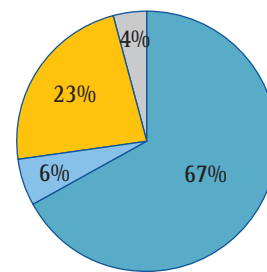
## By the numbers

FY '06-07 Budgeted General Fund Revenues



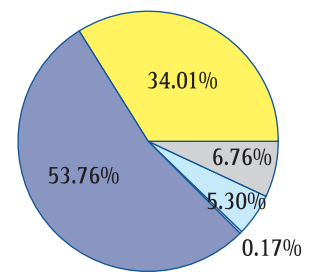
- Local - Ad Valorem
- Local - Gaming
- Local - Other
- State Funding
- Federal Funding

FY '06-07 Budgeted General Fund Expenditures



- Instruction
- School Admin
- Instructional Support
- District Admin

Demographics as of 3-26-07



- Caucasian
- African American
- Asian
- Hispanic
- Native American

## Assessment / Tax Levy

| School Assessment/Tax Levy (mills) | 00-01 | 01-02 | 02-03 | 03-04 | 04-05 | 05-06 | 06-07 |
|------------------------------------|-------|-------|-------|-------|-------|-------|-------|
| Bay-Waveland School District       | 57.00 | N/A   | 44.50 | 44.00 | 44.00 | 44.00 | N/A   |
| Biloxi School District             | 30.93 | 31.43 | 35.18 | 36.68 | 38.03 | 38.03 | 38.03 |
| Gulfport School District           | 52.73 | 53.74 | 54.85 | 57.85 | 57.85 | 57.85 | 57.85 |
| Hancock County School District     | 50.38 | 50.38 | 47.64 | 47.64 | 47.64 | 47.64 | 47.64 |
| Harrison County School District    | 38.16 | 39.88 | 45.48 | 46.04 | 44.15 | 42.56 | 40.79 |
| Jackson County School District     | 55.31 | 55.32 | 59.49 | 54.54 | 55.01 | 55.22 | 55.21 |
| Long Beach School District         | 53.14 | 55.22 | 55.59 | 60.52 | 63.70 | 59.75 | 59.75 |
| Moss Point School District         | 72.20 | 72.20 | 69.90 | 75.70 | 79.73 | 78.73 | 71.13 |
| Ocean Springs School District      | 75.52 | 71.88 | 62.22 | 62.53 | 62.10 | 62.38 | 62.10 |
| Pascagoula School District         | 51.94 | 52.94 | 51.64 | 51.64 | 52.39 | 52.39 | 52.39 |
| Pass Christian School District     | 48.10 | 48.10 | 51.60 | 53.59 | 54.69 | 54.69 | 54.69 |

## Student Enrollment

| Pre-Katrina | School                | Oct 05 | Jan 06 | May 06 | Aug 06 | Jan 07 |
|-------------|-----------------------|--------|--------|--------|--------|--------|
| 437         | Beauvoir (K-6)        | 219    | 308    | 306    | 314    | 313    |
| 368         | Gorenflo (K-6)        | 84     | 140    | 170    | 152    | 146    |
| 532         | Jeff Davis (K-6)      | 185    | 324    | 354    | 360    | 361    |
| 316         | Lopez (K-6)           | 119    | 169    | 195    | 180    | 189    |
| 327         | Nichols (K-6)         | 69     | 133    | 155    | 149    | 138    |
| 843         | North Bay (K-6)       | 572    | 705    | 774    | 815    | 810    |
| 631         | Popp's Ferry (K-6)    | 329    | 472    | 484    | 527    | 562    |
| 488         | Michel (7)            | 266    | 356    | 384    | 358    | 361    |
| 982         | Biloxi Jr. High (8-9) | 535    | 723    | 740    | 798    | 796    |
| 1201        | Biloxi High (10-12)   | 789    | 951    | 964    | 1019   | 987    |
| 6125        | Total                 | 3167   | 4281   | 4526   | 4672   | 4663   |